

# St Paul's, Evenwood

Bishop Auckland, Co. Durham, DL14 9QY

DIOCESE OF DURHAM

Quinquennial Inspection



*View from the northeast*



*The Chancel*

## CONDITION SURVEY 2021

Prepared on behalf of the Parochial Church Council  
by

Ian Wells B Arch RIBA AABC

Countryside Consultants, Townhead, Alston, Cumbria CA9 3SL

Tel: 01434 381906 E mail: [ian@countryside-consultants.co.uk](mailto:ian@countryside-consultants.co.uk)



## Summary of Report Headings

### 1.0 General Information

- 1.01 Name of Church and Archdeaconry
- 1.02 Name of Adviser with qualifications
- 1.03 Address of Adviser and telephone number
- 1.04 Dates of Inspection and previous inspection
- 1.05 Weather on day of inspection
- 1.06 Brief description of the building
- 1.07 General condition of the building
- 1.08 Safety aspects of the building
- 1.09 Is the Church listed and/or in a Conservation Area
- 1.10 Specific limitations of the report
- 1.11 Schedule of Works completed since the previous report
- 1.12 Work outstanding from the previous report
- 1.13 Records and Health and Safety file

### 2.0 Recommendations for Repair/Renovation

- 2.01 Urgent works requiring immediate attention
- 2.02 Works recommended to be carried out during the next 12 months
- 2.03 Works recommended to be carried out during the next two years
- 2.04 Works required to be carried out within the next five years
- 2.05 Works required to be carried in the longer term
- 2.06 Works required to improve the energy efficiency of the structure and services
- 2.07 Works required to provide disabled access

### 3.0 External Elements

- 3.01 Roof coverings
- 3.02 Rainwater goods and disposal systems
- 3.03 Drainage below ground
- 3.04 Bellcotes, parapets, chimneys, upstand verges
- 3.05 Walling
- 3.06 Timber porches, doors, and canopies
- 3.07 Windows

### 4.0 Internal Elements

- 4.01 Towers, spires
- 4.02 Clocks and their enclosures
- 4.03 Roof and ceiling voids
- 4.04 Roof structures and ceilings
- 4.05 Internal structures, balustrading, upper floors, balconies, access stairways
- 4.06 Partitions, screens, panelling, doors, and ironmongery.
- 4.07 Ground floor structure, timber platforms, underfloor ventilation.
- 4.08 Internal finishes
- 4.09 Fittings, fixtures, furniture, and movable articles
- 4.10 Toilets, kitchens, vestries etc
- 4.11 Organs and other instruments
- 4.12 Monuments, tombs, plaques etc

**5.0 Services**

- 5.01 Services installations generally
- 5.02 Heating and Ventilation
- 5.03 Gas installation
- 5.04 Electrical installation
- 5.05 Water system
- 5.06 Oil installation
- 5.07 Sound Installation
- 5.08 Lightning conductor
- 5.09 Fire precautions
- 5.10 Asbestos

**6.0 Curtilage**

- 6.01 Churchyard
- 6.02 Ruins
- 6.03 Monuments, tombs, and vaults
- 6.04 Boundaries and gates
- 6.05 Trees and shrubs
- 6.06 Hardstanding areas
- 6.07 Buildings within the curtilage
- 6.08 Notice boards
- 6.09 Works required to provide disabled access and parking space

**Appendix A: Plans of the Church**

**Appendix B: Explanatory Notes for PCCs**

**THE DIOCESE OF DURHAM**  
The Care of Churches Measure 2018: Quinquennial Inspection Report Form

**1.0 General Information**

1.01	Name of Church and Archdeaconry	Church of St Paul, Evenwood, Bishop Auckland, Co. Durham, DL14 9QY Diocese of: Durham Archdeaconry of: Auckland Deanery of: Barnard Castle Incumbent: Revd Brian Whitley
1.02	Name of Adviser	Ian Wells B Arch RIBA AABC
1.03	Address of Adviser	Countryside Consultants, Architects Townhead, Alston, Cumbria, CA9 3SL Tel 01434 381906 Email <a href="mailto:ian@countryside-consultants.co.uk">ian@countryside-consultants.co.uk</a>
1.04	Date of Inspection and previous inspection	This inspection was carried out on 28 <sup>th</sup> September 2021.  The previous inspection was carried out on 2 <sup>nd</sup> June 2014 by George Stastny
1.05	Weather on day of inspection	Cloudy with occasional showers.
1.06	Brief description of the building	Extract from the new edition of the Co. Durham Pevsner by Martin Roberts:  <i>Built 1865-6 by John Ross of Darlington. Nave with bellcote chancel with polygonal apse. Early English Gothic featuring cusped lancets. Rebuilt in 1908-9 after a fire. By Clark and Moscrop.</i>  The modern addition of a screen across the nave forms an extremely useful multipurpose narthex. The accommodation in flat roofed element the east makes this a very well-appointed church.
1.07	General condition of the building	This church is well looked after and in very acceptable condition. The maintenance of the church grounds is very professionally managed.
1.08	Safety aspects of the building	No significant issues.
1.09	Is the Church Listed and/or in a Conservation Area?	The Church is not listed and is not in a conservation area. Consult the Diocesan Office and Local Authority before carrying out any works.
1.10	Specific limitations of the report	The survey was made from ground level. No ladders were used. The flat roof over the vestry was not inspected. The roof void over the narthex and nave was not accessed. The space around the organ was very constricted. The basement boiler was inspected.

Church of St Paul, Evenwood

**THE DIOCESE OF DURHAM**  
The Care of Churches Measure 2018: Quinquennial Inspection Report Form

1.11	Schedule of Works completed since the previous report	<p>Regular annual maintenance and testing has been carried out diligently.</p> <ul style="list-style-type: none"> <li>• PAT testing</li> <li>• Tree pruning</li> <li>• Organ tuning</li> <li>• Fire equipment check</li> <li>• Moss removal</li> <li>• Gutter and rainwater pipe cleaning with joint resealing.</li> <li>• Roof flaunching</li> </ul> <p>Some internal redecoration has been carried out recently.</p>
1.12	Work Outstanding from previous report	<p>Repoint and re-bed ridges.</p> <p>Programme of external stonework repointing</p> <p>Repairs to leaded clear glazed lights and the hopper vents.</p> <p>Consider de-stratification fans at elevated level in the nave.</p>
1.13	Logbook	<p>The logbook is detailed and kept up-to-date.</p>

## 2.0 Recommendations for Repair/Renovation

Please note that the estimates given below are approximate. Some may depend on what may be required after further investigation and also depend on who does the work and whether any is done voluntarily. The PCC is advised to obtain approximate estimates from tradesmen before deciding whether to carry out any item and to have full specifications prepared and to obtain firm quotations. Some items may be eligible for grant aid.

	Priority Rating	Work Required	Budget Costs
2.01	Urgent Works requiring immediate action	<p><b>4.11 Clean Organ Chamber</b> Clean to remove the dust which is collecting here.</p> <p><b>4.08 Plaster repairs and redecoration in Organ chamber.</b> Identify loose and friable plaster and patch repair with lime plaster.</p> <p><b>3.01 Organ Chamber Roof</b> This low-pitched roof needs regular attention. Clean moss from the slating and check over all the roof flashings.</p>	<p>£0</p> <p>£200</p> <p>£200</p>
2.02	Works recommended to be carried out during the next 12 months	<p><b>3.01 Nave Roof Work</b></p> <ul style="list-style-type: none"> <li>• Remove the stub flue over the chancel arch and extend the slate weathering over it.</li> <li>• Lift and re-lay ridge tiles to the nave.</li> <li>• Remove vegetation from the bellcote and patch repair bell cote and water table pointing.</li> </ul> <p><b>4.06 Narthex Screen: Adjust to Door Pivots.</b> These currently jamb against the carpet and should be adjusted by a specialist joiner so they operate more easily.</p> <p><b>3.05 Repoint Stonework</b> Prepare long term phased plan of lime mortar repointing for the stonework.</p>	<p>£4,000</p> <p>£200</p> <p>Unknown</p>
2.03	Works recommended to be carried out during the next two years	<p><b>3.07 Window Maintenance and Repair</b></p> <ul style="list-style-type: none"> <li>• Remove and clean plastic window protection and clean both side of the windows. Reinstall protection.</li> <li>• Replace the damaged clear leaded light quarries.</li> <li>• Overhaul opening hopper lights. Make 50% operable. Fix remainder shut.</li> </ul> <p><b>Metal Gates and Railings</b> Overhaul and redecorate all external metal work.</p>	<p>£2,000</p> <p>£1,000</p> <p>£3,000</p> <p>£500</p>
2.04	Works needing consideration within the next five years	Continue with the phased works or external wall repointing and roof maintenance.	Unknown
2.05	Works needing attention in the longer term	Replace steps to the north of the north porch with steps set out to a gentler gradient to comply with current ambulant disabled regulations.	£2,500

THE DIOCESE OF DURHAM  
The Care of Churches Measure 2018: Quinquennial Inspection Report Form

2.06	Works required to improve the energy efficiency of the structure and services	<p><b>Insulation Works</b></p> <p>Investigate adding insulation to reduce the heat loss from the building.</p>	Unknown
2.07	Works required to improve disabled access	<p><b>Wheelchair Access</b></p> <p>Provide a ramp access at the vestry door or ramp the floor in the porch to provide wheelchair access.</p>	£2,500



### 3.0 External Elements



*West Elevation from the northwest*



*West Elevation from the southwest*

Church of St Paul, Evenwood

THE DIOCESE OF DURHAM  
The Care of Churches Measure 2018: Quinquennial Inspection Report Form



*North Elevation*




*South Elevation*

Church of St Paul, Evenwood

THE DIOCESE OF DURHAM  
The Care of Churches Measure 2018: Quinquennial Inspection Report Form





*East Elevation from the northeast*





*East Elevation from the southeast*

Church of St Paul, Evenwood

3.01	Roof coverings	<p><b>Nave and Porch</b></p> <p>The roofs are steeply pitched; blue grey slate weathering, the slates are quite thick, and the width varies so possibly Westmorland slate rather than the usual Welsh slate with grey clay ridge tiles. The slates are probably double shoulder nailed as they hang very tidily but I cannot rule out that they are single nailed. This should be recorded when the next batch of roof repairs are carried out.</p>  <p>All in acceptable condition apart of the nave ridge which has many open joints and is dislodged in places. If work to re-lay the ridge is to be carried out it would be good to incorporate removing the existing stub chimney which is redundant and will allow water into the redundant flue built into the core of the chancel arch wall.</p>  <p>Redundant stub chimney over chancel arch.</p> <p><b>Chancel</b></p> <p>As nave but with mitred hips which should incorporate code 3 lead soakers. The slate appears to be laid in courses of reducing slate width to suit the pyramid geometry. The clay ridge terminates in a steel cross sitting on a lead finial. The chancel ridge appears to be in better condition than that of the nave.</p> <p><b>Vestry</b></p> <p>A flat roof. Reported previously to be bitumen. I was not able to access it myself. I believe it is regularly checked and cleaned, as necessary. There were no signs of internal leaks.</p>
------	----------------	---

**THE DIOCESE OF DURHAM**  
The Care of Churches Measure 2018: Quinquennial Inspection Report Form

		<p><b>Organ Chamber Roof</b></p> <p>This has a very shallow pitch and does not get much sun. Therefore, moss is growing on the roof and the condition of the perimeter flashings are more likely to allow water ingress.</p>  <p>This roof needs regular cleaning to remove moss growth and the perimeter flashings need to be checked regularly for cracking the mortar or movement in the lead flashings.</p>
3.02	Rainwater goods and disposal systems	<p><b>Gutters</b></p> <p>Ogee profile cast iron sitting on a stone corbel string.</p> <p><b>Rainwater Pipes</b></p> <p>Standard round cast iron.</p>  <p>All recently cleaned out and overhauled with one seriously leaking gutter joint being resealed.</p>

**THE DIOCESE OF DURHAM**  
The Care of Churches Measure 2018: Quinquennial Inspection Report Form

<p>3.03</p>	<p><b>Drainage below ground</b> Comment on provision and condition of storm drains, soakaways, foul drains, inspection chambers and rodding eyes etc.</p>	<p><b>Surface Water Drainage</b> Large salt glazed gullies with cast grates to each rainwater pipe. There are no inspection chambers associated with the surface water drainage, so it is likely that the below ground drainage runs to soakaways.</p> <p><b>Foul Water Drainage</b> The kitchen tea point and WC are all connected to foul drainage which is well served with modern circular inspection chambers, and these will connect to the public sewer.</p>
<p>3.04</p>	<p><b>Bellcotes, Parapets, Chimneys, Verge upstands.</b></p>	<p><b>Bellcote and Bells</b> A large double bellcote sits at the apex of the west gable. There is some minor movement in the stonework of the west face. The water table butt joints would benefit from repointing. A small shrub is growing out one of the joints.</p> <div data-bbox="711 640 1232 1411" data-label="Image"> </div> <p><b>Gable Water Tables</b> Large sandstone flags supported on kneeler stones in acceptable condition. Most of the pointing looks in acceptable condition. That associated with the chancel arch gable have recently been redone.</p>

**THE DIOCESE OF DURHAM**  
The Care of Churches Measure 2018: Quinquennial Inspection Report Form

3.05	Walling	<p><b>Buff Local Sandstone</b></p> <p>Dressed ashlar to all corners, plinth strings, openings, buttresses, water tables, parapets, and the gutter support corbel with reasonably fine joints. All the infill stone face is built with varying heights of regularised stone blocks. Informally laid and not sufficiently formally laid to be called 'snecked' stonework.</p> <p>A mixture of repointing has occurred over time giving something of a patchy appearance. I assume that most of the repointing was carried out in mortar which incorporates cement binders. More recently pointing is hopefully bound with lime.</p> <p>3.5 Naturally Hydraulic Lime bound mortar should be used mixed 1:3 with sand.</p> <p>The worst stone erosion has occurred to the plinth and is probably associated with the use of cement-based mortars. This erosion should be monitored and a programme of repointing the worst affected areas should be established.</p>
3.06	Timber porches, doors, and canopies	<p><b>Doors to the Vestry, Porch and Organ Chamber</b></p> <p>Heavy timber ledge frame and board construction stained black. All in acceptable condition but would benefit from cleaning down and re-staining.</p> <p><b>Boiler Room Door</b></p> <p>Timber door in poor condition. Ideally this should be replaced and the replacement to match the other external doors.</p>
3.07	Windows	



*W11 Stained Glass*



*W16 Plain leaded lights*

THE DIOCESE OF DURHAM  
The Care of Churches Measure 2018: Quinquennial Inspection Report Form

		<b>Stained Glass Windows</b>
		W8, W9 and W10 to chancel. All in acceptable condition no damage observed.
		<b>Plain Leaded Lights</b>
		W1-W7, W12- W25 to nave, narthex, vestry, and porch. W1-W5 and W12-16 with provided with hopper ventilators. Square quarries with narrow borders. Ideally all the vent hoppers would be overhauled. Some could be made operable and the remainder fixed shut.
		<b>Protection</b> W18-W21 wire mesh. W1-W17 and W21-W25 Mackralon or Perspex quite tightly fitted to the stone profiles, screw-fixed to metal brackets. All the plastic protection has been fitted for a long time and consequently the outer face of the glass has not been cleaned for many years. Could the plastic be dismantled and refitted to allow for a thorough cleaning exercise to take place?



4.0 Internal Elements



*Chancel looking east*



*Chancel looking north*



*Chancel looking south*

THE DIOCESE OF DURHAM  
The Care of Churches Measure 2018: Quinquennial Inspection Report Form



*Nave looking east*



*Nave looking south*



*Nave looking north*



*Nave looking west*

Church of St Paul, Evenwood

THE DIOCESE OF DURHAM  
The Care of Churches Measure 2018: Quinquennial Inspection Report Form



*Narthex looking west*




*Narthex looking north*




*Narthex looking south*

Church of St Paul, Evenwood


**THE DIOCESE OF DURHAM**  
The Care of Churches Measure 2018: Quinquennial Inspection Report Form

4.01	Towers, spires	Not applicable
4.02	Clocks and their enclosures	Not applicable
4.03	Roof and ceiling voids	<p>No roof voids are accessible.</p> <p><b>Void over the nave</b> There is a flat section of timber boarded soffit below the ridge of the nave. It is presumably accessed from the ventilator installed in the section over the new narthex. If an electrician has to access this space in the future, it would be useful to ask him to take flash photographs of this space.</p>
4.04	Roof structures and ceilings	<p><b>Nave</b> Partly exposed timber and steel bar trusses. Timber boarded flat and sloping soffits. All in acceptable condition.</p> <p><b>Chancel</b> As nave but forming a half octagonal pyramid over the altar</p> <p><b>Organ Chamber</b> A sloping lath and plaster ceiling. This is lacking decoration and dusting. The organ obstructs access for maintenance.</p> <p><b>Vestry</b> Painted timber boarding.</p>
4.05	Internal structures, arcades, upper floors, balconies, access stairways	<p><b>Chancel Arch</b> Plaster over masonry walling. The wall contains a redundant flue which is open to the elements. Dampness and products of combustion are leaching through the stone and damaging the plaster.</p> <div style="text-align: center;">  </div> <p>The recent decoration has concealed this quite well but there are already signs of deterioration. When viewing the east end of the nave ridge, from the outside, the flue can be seen at the east end. It has a wire basket which should prevent birds accessing the flue. Please refer to the roof section for the remedials proposed.</p>



**THE DIOCESE OF DURHAM**  
The Care of Churches Measure 2018: Quinquennial Inspection Report Form

4.06	Partitions, screens, panelling, doors and ironmongery, emergency means of escape.	<p><b>Narthex Screen</b></p> <p>A modern, well designed and manufactured, timber framed, glazed screen reduces the length of the nave and forms an extremely useful narthex.</p>  <p>The only concern is that the base of the door leaves scrape on the carpet and they are difficult to open. The doors need adjusting. This work needs to be done by a joinery firm familiar with the unusual, high-quality pivots on which the door leaves swing. Is there a record of the company that made and installed the screen?</p>
4.07	Ground floor structure, timber platforms.	<p><b>Nave, Narthex and Chancel</b></p> <p>Ground level, ground bearing concrete floors finished in stone flags or timber parquet, and probably not laid on a damp-proof membrane. All in acceptable condition.</p> <p><b>Organ Chamber</b></p> <p>Cast in-situ concrete slab supported on steel 'railway line' beams. Floor-finish concrete with some timber boarding. The skim on the underside of the floor is falling off but there is no reason to replace it. All in acceptable condition.</p> <p><b>Vestry</b></p> <p>Ground level, ground bearing concrete floors finished in vinyl sheet and probably laid on a modern damp proof membrane. All in acceptable condition.</p>
4.08	Internal finishes Comment on materials and condition of wall and ceiling finishes noting any dampness, areas of decayed plaster and other defects.	<p><b>Nave, Narthex and Chancel</b></p> <p>Skirting level: Exposed stonework often supporting heating pipework. Dry and in acceptable condition.</p> <p>Dado: Fine oak timber dado with quarter sawn panels.</p> <p>Upper section: Lime based plaster with emulsion paint finish. All recently redecorated and in acceptable condition. Also see 4.05 for the chancel arch.</p> <p><b>Organ Chamber</b></p> <p>Lime plaster, undecorated, possibly with some gypsum (pink) skim repairs. In poor condition consider repair with lime-based plaster and redecoration.</p> <p><b>Vestry</b></p> <p>Skirting: timber</p> <p>Walls: plaster with paint finish.</p>

**THE DIOCESE OF DURHAM**  
The Care of Churches Measure 2018: Quinquennial Inspection Report Form




		<p><b>Porch</b></p> <p>Painted plaster on masonry. The plastering in the northeast corner of the porch seems to have been affected by a gutter leak and many well have been repaired in gypsum plaster (hence the pink colour).</p>  <p>This needs to be investigated and possibly be replaced with lime-based plaster prior to redecoration.</p>
4.09	Fittings, fixtures, furniture, and movable articles	<p><b>Altar, Altar Rail, Choir Pews, Rood Screen, Pulpit and Timber Lectern</b> All well made in clear finished oak. All in very acceptable condition.</p> <p><b>Nave Pews</b> Plainer construction and in very acceptable condition.</p> <p><b>Font</b> Carved stone base and basin with an oak cover. All in acceptable condition.</p>
4.10	Toilets, kitchens, vestries etc.	<p><b>Vestry</b> A large multipurpose space with sitting area, office bureau, boiler, kitchen, and storage.</p> <p><b>Toilet</b> A single WC and WHB with part M standard equipment.</p> <p><b>Kitchen in Vestry</b> Domestic kitchen units of a good standard.</p> <p><b>Tea Point in Narthex</b> A modern facility, cleverly designed, within a cupboard with bi-fold doors. All elements, above, in acceptable condition.</p>
4.11	Organs, and other instruments	<p><b>Organ</b> The organ itself appears to be in good condition and its regular maintenance is recorded in the logbook.</p> <p><b>Organ Chamber</b> This is a small space, and the organ is tightly fitted into it. As referred to in 3.01 the roof has an extremely low pitch and vegetation grows on it. The space behind the organ is accessed from external doors.</p>

**THE DIOCESE OF DURHAM**  
 The Care of Churches Measure 2018: Quinquennial Inspection Report Form

		 <p>The ceiling and walls are dusting, and dust is falling on to the organ.</p>  <p>In the short-term a thorough clean is required. The condition of the plaster needs to be carefully monitored over a few months and repair and redecoration of the plaster considered.</p>
4.12	Monuments, tombs, plaques etc	<p><b>Collis Memorial Plaque</b>                  At the south side of the chancel arch. Marble and slate.</p> <p><b>World War One Plaque</b>                  At the northwest corner of the nave. Bronze on an oak pattress.                  For full details see this link to Northeast War Memorials Project.  <a href="http://www.newmp.org.uk/detail.php?contentId=7184">http://www.newmp.org.uk/detail.php?contentId=7184</a></p> <p>Both items in acceptable condition.</p>

**THE DIOCESE OF DURHAM**  
The Care of Churches Measure 2018: Quinquennial Inspection Report Form

**5.0 Services**

5.01	Services installations generally	The reports are based on visual examination only and no tests of services have been undertaken. The church does arrange a regular routine of testing for all the equipment, and this is clearly recorded in an excellent logbook.
5.02	Heating and ventilation	The heating system is modern and of a good standard. The only mechanical ventilation is to the WC and Kitchen. Many of the nave windows are provided with hopper vents and should be used for summer ventilation.
5.03	Gas installation	<p>A modern glass fibre cabinet on the west boundary wall houses the gas meter.</p>  <p>A modern gas boiler has been fitted in the vestry. It provides for radiators and fan convectors throughout the church. All the pipework and the emitters are all quite recently installed.</p>
5.04	Electrical installation	<p>An overhead supply is bracketed onto the northeast corner of the building.</p>  <p>The supply cables are untidily clipped to the building.</p>  <p>The meters and distribution boards are located on the wall in the vestry corridor.</p>






**THE DIOCESE OF DURHAM**  
The Care of Churches Measure 2018: Quinquennial Inspection Report Form

		<div data-bbox="778 215 1163 595" data-label="Image"> </div> <p>A remote distribution board serves the chancel and organ.</p> <p>The lighting is by halogen spot lighting and there are plans in place to get these luminaires replaced by low energy LED equivalents.</p> <div data-bbox="778 761 1163 1142" data-label="Image"> </div> <p>There is an extensive arrangement of external luminaires. These are partly buried in the ground.</p> <p>There does not appear to be an intruder alarm.</p>
5.05	Water installation	The mains water supply appears to enter the building in the vestry, close to the boiler.
5.06	<p>Oil installation</p> <p>Note location of storage tank and whether in bund, condition, and age of boiler.</p>	<p>A redundant oil tank is in the basement boiler room. This continues to smell of fuel oil and should be removed for safety reasons.</p> <div data-bbox="778 1453 1163 1834" data-label="Image"> </div> <p>The tank (right) and pipework are corroding.</p>

**THE DIOCESE OF DURHAM**  
The Care of Churches Measure 2018: Quinquennial Inspection Report Form

5.07	Sound system	The speakers are discreetly installed, and the amplification system sits on a bench in the southeast corner of the nave. All appears to be reasonably modern equipment and fit for purpose. A hearing loop is installed.
5.08	Lightning conductor	A modern lightning conductor protects the bellcote and appears to run along the ridge to the nave east gable. This is regularly checked by a steeplejack.
5.09	Fire precautions	Fire extinguishers are located in sets at the chancel and the west end close to the vestry door. The vestry door position is equidistant between the kitchen facilities. Each set consists of a 9 litre water and 2.5 Litre CO <sup>2</sup> .
5.10	Asbestos	There are no visual signs of asbestos. Basement boiler houses are often places where asbestos is left but this one has no indications of concern.

**6.0 Curtilage**

<p>6.01</p>	<p><b>Churchyard</b> Comment on the general condition of the grassed and planted areas.</p>	<p>A very tidy walled churchyard without graves. Lawns with well controlled trees and planters with shrubs.</p> <div style="text-align: center;">  <p><i>North side</i></p>  <p><i>South Side</i></p> </div>
<p>6.02</p>	<p><b>Ruins</b></p>	<p>None.</p>
<p>6.03</p>	<p><b>Monuments, tombs, and vaults</b></p>	<p>None</p>
<p>6.04</p>	<p><b>Boundary walls, lych-gates, gates, fencing and hedges</b></p>	<p><b>Iron gates to both pedestrian entrances.</b></p> <div style="text-align: center;">  <p><i>East Gate</i></p> </div> <p>Both would benefit from overhaul and redecoration.</p>

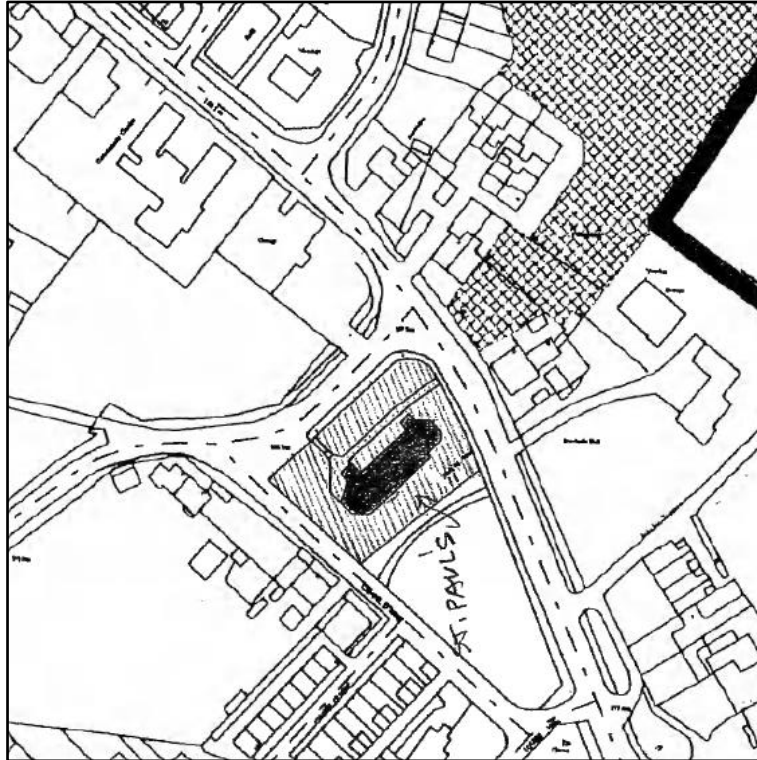
**THE DIOCESE OF DURHAM**  
The Care of Churches Measure 2018: Quinquennial Inspection Report Form

		<p><b>Boundary walls</b></p> <p>Local stone in acceptable condition, albeit pointed in cement-based mortar.</p>
6.05	Trees and shrubs	<p><b>Trees</b></p> <p>Several mature trees well-spaced and planted in an orderly manner. All well maintained and kept in appropriate order.</p> <p>A large tree has been cut down in the southeast corner of the plot. The stump remains and is decaying. The current moist weather has led to fungal growth, but this is of no concern as it will just aid the decay of the stump.</p> <p><b>Shrubs and Plants</b></p> <p>There are several herbaceous borders and half barrel plants all well planted and kept in good order.</p>
6.06	Hardstanding areas	<p><b>Footpaths</b></p> <p>These are finished in bitumen macadam, well edged with masonry pavements, and well maintained so moss growth is minimised.</p> <p><b>Concrete steps to the north of the north porch</b></p> <p>These are showing their age and would ideally be replaced with steps of a gentler grade which would conform to current legislation for steps for the use of the ambulant disabled.</p> <p>The nosings of the steps have recently been painted white to help them stand out.</p>
6.07	Buildings within the curtilage	None.
6.08	Notice Boards	<p><b>Main board</b></p> <p>This is fixed to the chancel wall and positioned to be easily seen from the main, east gate. It is in acceptable condition.</p>
6.09	Disabled Access	<p><b>Car Parking</b></p> <p>The adjacent car parking is on street only. The local authority may well be prepared to mark out an on street 'disabled use' car parking bay next to the church.</p> <p><b>External Access Routes</b></p> <p>The path from the east gate forms an acceptable wheelchair route to the porch. The porch has a step down with a timber ramp which could be eliminated if the stone flagged floor was lifted and re-laid to a suitable gradient. The easier, lower cost, option is to modify the path outside the vestry external door to eliminate the threshold there.</p> <p><b>Internal Access</b></p> <p>The usual steps at the chancel arch and sanctuary restrict flush floor access to the vestry, nave, and narthex. The front rows of pews have been removed so there is plenty of space for wheelchair users to manoeuvre and park at the front of the nave.</p> <p>The current WC facility adjacent to the vestry is suitable for disabled use.</p>

## APPENDIX A

### Site plan

North to top of page. Not to scale



Reproduced from the 2015 QI

### Google aerial view



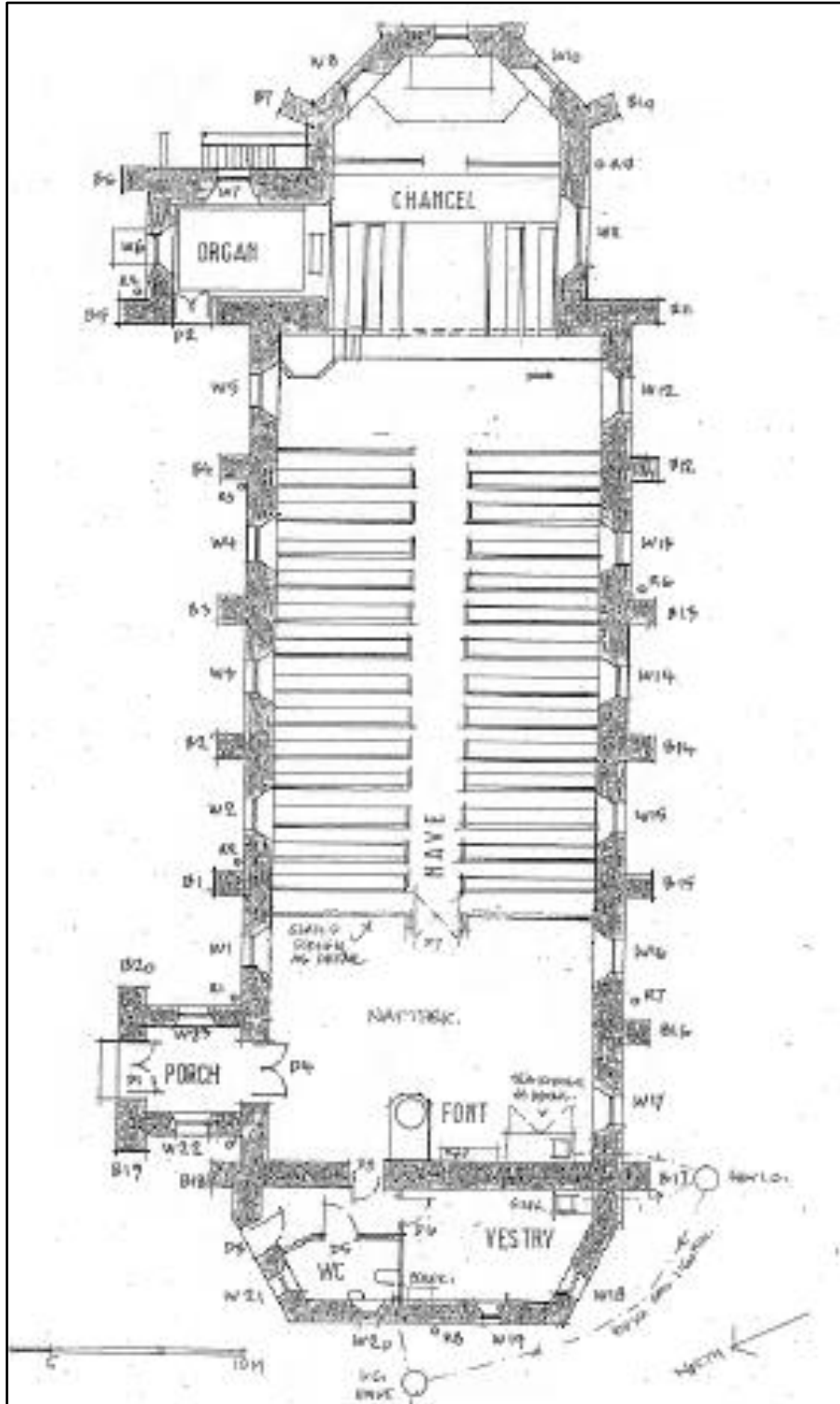
Church of St Paul, Evenwood

THE DIOCESE OF DURHAM

The Care of Churches Measure 2018: Quinquennial Inspection Report Form

Ground Floor Plan View

Not to scale.



Reproduced from the 2015 QI

Church of St Paul, Evenwood

## **APPENDIX B**

Explanatory notes for PCCs

**THE DIOCESE OF DURHAM**  
The Care of Churches Measure 2018: Quinquennial Inspection Report Form

- a) The need for a faculty      The inclusion of an item of work in a Quinquennial Report does not remove the need for a faculty before it is carried out. A faculty will normally be required (with the exception of some minor maintenance items).
- b) General Limitations of the Quinquennial Report      The Quinquennial Report is a *summary report only* as required by the Inspection of Churches Measure. It is restricted to the condition of the building and its defects and is *not* a specification for the execution of any necessary repair work and should not be used as such. The Professional Adviser is normally willing to advise the PCC on implementing the recommendations and will, if so requested, prepare a specification, seek tenders and oversee the repairs.
- Woodwork or other parts of the building that are covered, unexposed or inaccessible will not normally be inspected in a Quinquennial Inspection. The Adviser cannot therefore report that any such part is free from defect. The report may include the recommendation that certain areas are opened up for inspection.
- Further specific limitations on access etc may be noted in the Report text.
- c) Annual Inspections by the Church wardens      Although the Inspection of Churches Measure requires the Church to be inspected every five years, it should be realised that serious trouble may develop in between surveys if minor defects are left unattended. Churchwardens are required by the Care of Churches Measure 1991 to make an annual inspection of the fabric and furnishings of the Church and to prepare a report for consideration by the meeting of the PCC before the Annual Parochial Church Meeting. This must then be presented with any amendments made by the PCC to the Annual Parochial Church Meeting. Guidance on these inspections and statutory responsibilities are contained in the publication 'How To Look After Your Church' published for the Council for the Care of Churches by Church House Publishing. Guidance on routine inspections and housekeeping is contained in 'The Churchwardens Year' and guidance on cleaning is given in 'Handle with Prayer' also published by Church House Publishing.
- d) Rainwater gutters and downpipes
- e)      One of the most common causes of damage in Churches is the blockage of the rainwater gutters and downpipes. The PCC are strongly advised to enter into a contract with a local builder for the cleaning out of gutters and downpipes twice a year.
- f) Insurance cover      The PCC are reminded that insurance cover should be index linked so that adequate cover is maintained against inflation of building costs. Contact should be made with the insurance company to ensure that insurance cover is adequate.
- g) Electrical installation      Any electrical installation should be tested at least every quinquennium by a registered NICEIC electrician or other suitably qualified consultant, and a resistance and earth continuity test should be obtained on all circuits. The engineer's test report should be kept with the Church Log Book. Inspections carried out by the Professional Adviser will normally be based on a visual inspection of the main switchboard and of certain sections of the wiring selected at random, without the use of instruments.
- h) Lightning conductor      Any lightning conductor should be tested every quinquennium in accordance with the current British Standard by a competent engineer and the record of the test results and condition should be kept with the Church Log Book.
- Heating installation      A proper examination and test should be made of the heating installation by a qualified engineer each summer before the heating season begins.

Church of St Paul, Evenwood



# THE DIOCESE OF DURHAM

## The Care of Churches Measure 2018: Quinquennial Inspection Report Form

A minimum of two water type fire extinguishers (sited adjacent to each exit) should be provided and in addition special extinguishers for the organ and boiler house. Large Churches will require more extinguishers and, as a general rule, one water extinguisher should be provided for every 250 square metres of floor area. All extinguishers should be inspected annually by a competent engineer to ensure that they are in good working order. Further advice can be obtained from the fire prevention officer of the local fire brigade and from insurers. A summary of the recommendations is as follows:

j) Fire  
extinguishers

<u>Location</u>	<u>Type of extinguisher</u>
General areas	Water (one for every 250 square metres)
Organ	CO2
Boiler House	
Solid fuel boiler	Water
Gas fired boiler	Dry Powder
Oil fired boiler	Foam (or dry powder if electricity supply cannot easily be isolated)

Church of St Paul, Evenwood